


DATA SHEET

wiring components

B G037-1-35/125 Do iso

for Do switch-disconnectors Tytan and Coron

Article number 09980095



Function

Wiring materials are components for the wiring of residual current circuit-breakers, residual current operated and miniature circuit-breakers and Do switch-disconnectors in industrial, commercial and privately used electrical distribution units. They considerably reduce the installation work and are available in a wide range of versions in multiple-pole design with various conductor cross-sections. The busbars in this series can be cut to length and are designed for the supply-side connection of Do switch-disconnectors of type Tytan II and Coron 2. The bars with flange design are available in a wide range of variants in one to four-pole design with different cable cross-sections and provide time-saving and user-friendly processing options. End caps from the 'EK' series allow the covering of open ends of bars that have been cut to length.

Features

can be used for connecting Do switch disconnectors from series Tytan and Coron 2 , wide range of variants , saves a lot of time during wiring , entire length approx. 1000 mm, can be cut to length, insulation of the open ends using optional "EK" end caps is recommended

Mounting

The rails are inserted in the upper or lower terminals of the devices to be connected.

Applications

Busbars from this series are used in connection with Tytan and Coron 2 in power supplies to residential and purpose-built buildings as well as to industrial facilities.

Accessories

input terminals AS, Feed-in terminal blocks ES, end caps EK

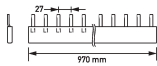
Technical Data

Technical Data	B G037-1-35/125 Do iso
Series	DO2
suitable for model range	Coron 2, Tytan
Phase arrangement	L1
Number of connectable devices	36
Number of Phases	1
Specification connection	pin
Rail cross-section	35 mm ²
Modular dimension, rail	27 mm
Rated voltage (AC)	500 V
Rated current (AC)	125 A
Rated short-circuit current	25 kA
Rated impulse withstand voltage	8 kV
General data	
Insulated	true
Height	28 mm
Depth	20 mm
Module widths	37
Length	990 mm

Subject to technical changes

Technical Data		B G037-1-35/125 Do iso
Weight		0.465 kg

Dimensions



Dimensional drawing Group view

Diagrams

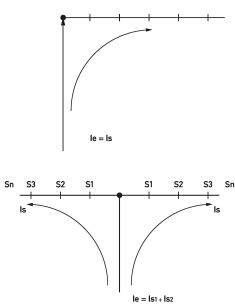


Diagram Power distribution