

DATA SHEET


Article number : 09949146



residual current operated circuit-breakers with integral overcurrent protection

DRCBO 4 B25/0,10/1N-B SK

AC/DC sensitive type B



Function

RCCB/MCB combinations (RCBO) are residual current operated circuit-breakers with integral overcurrent protection for protecting systems in the event of a short-circuit and overload as per the requirements of VDE 0100 Part 430, and for protecting persons, farm animals and material items in the event of earth leakage currents as per VDE 0100 Part 410. Overload tripping occurs at currents in the overload range through a short-time delayed, heat-sensitive bimetal trip and at short-circuit currents through an electromagnetic instantaneous trip. The DRCBO 4 have a rated switching capacity of 6 kA. They provide a labelling area in addition to the tripping indicator. Type B residual current circuit-breakers detect smooth DC residual currents and all other residual currents at frequencies up to 150,000 Hz. The operating voltage required for this is taken from the mains supply. Correct power supply is ensured when the voltage between the mains conductors is ≥ 50 V. Pulsating and AC residual currents are detected independent of the mains voltage. Residual current circuit-breakers with the tripping characteristic curve SK ensure residual current protection and a high system availability. They are characterised by a lower response sensitivity at higher frequencies. The characteristic curve SK is optimised for systems in which no fire protection is required. They detect residual currents with frequencies up to 150,000 Hz. RCBOs with characteristic B ensure standard protection for lighting and socket circuits. As their short-circuit trip is three to five times the rated current, they should not be used to fuse-protect load circuits with high inrush currents. Devices in standard design are intended for monitoring circuits with a rated voltage of 230 V or 400 V and a rated frequency of 50 Hz.

Features

AC/DC sensitive for residual currents with frequencies of 0 Hz (smooth direct current) up to 150 kHz, mains-voltage-independent tripping when type A residual currents occur, compact design for all rated currents, switch position indicator, separate indication of tripping cause, strain-relief clamps with a wide terminal cross-section range on both connection sides, neutral conductor right, labelling area

Mounting

quick fastening to mounting rail, any installation position, supply preferably from above

Applications

commercial and industrial installations with TT, TN-S and TN-C-S systems, where power electronics equipment is used without galvanic isolation from the mains, e.g. frequency converters, switching power supplies, high-frequency converters, photovoltaic installations and UPS equipment with frequency converters without transformers, RCBOs with characteristic curve SK can be used where high leakage currents are expected and fire protection is not required.

Notes

suitable for use in 50 Hz AC networks, RCBOs are also available for other frequencies upon request, not designed for use in direct current networks or on the output side of controlled electrical equipment such as frequency converters

Accessories

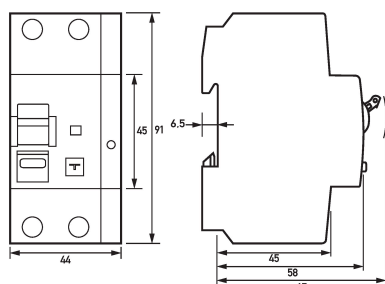
auxiliary switches DRCBO 4 Hi 2, wiring components DRCBO 4-busbars 2-pole, wiring components DRCBO 4-busbars 4-pole

Technical data

Series	DRCBO 4
Number of poles	1+N
Residual current type	B
Tripping characteristic curve	SK
Rated current (AC)	25 A
Rated residual current $I_{\Delta n}$	0.1 A
Short-time delayed	true
Selective	false
min. Operating voltage range of test circuit	100 V
max. Operating voltage range of test circuit	254 V

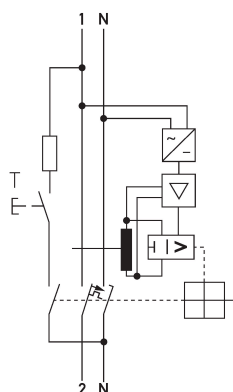
Minimum rated operating voltage (Type A/AC operation)	0 V AC
Minimum rated operating voltage (Type B operation)	50 V AC
Non-trip time	10 ms
Tripping frequency	0 Hz ... 150 kHz
Maximum disconnection times	$1 \cdot I_{\Delta n} \leq 300 \text{ ms}$; $5 \cdot I_{\Delta n} \leq 40 \text{ ms}$
Tripping characteristic	B
Supply side	up
Operating voltage (AC)	max. 253 V
Internal consumption	max. 2.2 W
Specification	load circuit load disconnect contact
Rated voltage (AC)	230 V
Rated current (AC)	25 A
Rated short-circuit current	6 kA
Surge current strength	3 kA
max. Total rated switching capacity	6 kA
Rated insulation voltage	440 V
Rated impulse withstand voltage	4 kV
Rated frequency	50 Hz
Current heat loss per current path	4.3 W
Back-up fuse type	gG
Overvoltage class	III
Neutral conductor position	screw-type terminal top, bottom (load circuit) right
Connection C1 Maximum number of conductors per terminal	2 (conductors of same type and cross-section)
Cross section solid	1-wire: 1 mm ² ... 35 mm ² ; 2-wire: 1 mm ² ... 10 mm ²
Connecting capacity flexible	1-wire: 1 mm ² ... 25 mm ² ; 2-wire: 1 mm ² ... 10 mm ²
Cross section stranded	1-wire: 1 mm ² ... 25 mm ² ; 2-wire: 1 mm ² ... 10 mm ²
Tightening torque	2 Nm ... 2.4 Nm
	General data
Operating position	optional
Mechanical endurance	min. 5000 switching cycles
Electrical endurance	min. 2000 switching cycles
Storage temperature	-40 °C ... 70 °C
Ambient temperature	-25 °C ... 40 °C
Climate resistance	according to IEC 60068-2-30
Shock resistance	20 g / 20 ms Duration
Fatigue limit	> 5 g ($f \leq 80 \text{ Hz}$, duration > 30 min.)
Housing type	distribution board housing
Installation type	Mounting rail (35 mm)
Housing material	thermoplastic
Protection class	IP20 (installed: IP40)
Width	44 mm
Height	91 mm
Depth	73.5 mm
Installation depth	67 mm
Module widths	2.5
Weight	0.2 kg
Design requirements/Standards	VDE 0664-20, VDE 0664-40, EN 61009-1, EN 62423, ÖVE/ÖNORM E 8601
Power limitation category	3
Degree of pollution	2
Certifications	VDE

Dimensions



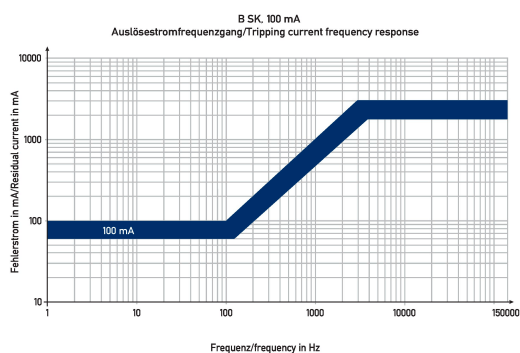
Dimensioned drawing residual current operated circuit-breakers with integral overcurrent protection DRCBO 4 B25/0,10/1N-B SK

Wiring example



Wiring example residual current operated circuit-breakers with integral overcurrent protection DRCBO 4 B25/0,10/1N-B SK

Diagrams



Diagrams residual current operated circuit-breakers with integral overcurrent protection DRCBO 4 B25/0,10/1N-B SK