



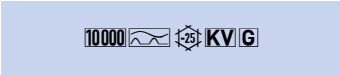
## DATA SHEET

### residual current operated circuit-breakers with integral overcurrent protection

#### DRCBO 3 B32/0,03/1N-A KV

sensitive to pulsating and alternating currents Type A, short-time delayed

Article number 09932407



#### Function

RCCB/MCB combinations (RCBO) are residual current operated circuit-breakers with integral overcurrent protection for protecting systems in the event of a short-circuit and overload as per the requirements of VDE 0100 Part 430, and for protecting persons, farm animals and material items in the event of earth leakage currents as per VDE 0100 Part 410. Overload tripping occurs at currents in the overload range through a short-time delayed, heat-sensitive bimetal trip and at short-circuit currents through an electromagnetic instantaneous trip. The high-quality residual current operated circuit-breakers with integral overcurrent protection from series DRCBO 3 are independent of the mains voltage and have a high switching capacity of 10 kA. The green–red contact position indicator and the residual current tripping indicator allow for a quick overview of the operating status of the devices. Two features make mounting and removal easier: terminal protection against wires being lodged behind them and the tri-stable snap-in slider. Type A residual current circuit-breakers are sensitive to pulsating and alternating currents. This function is independent of the mains voltage. RCBOs with characteristic B ensure standard protection for lighting and socket circuits. As their short-circuit trip is three to five times the rated current, they should not be used to fuse-protect load circuits with high inrush currents. Due to a response delay, residual current operated circuit-breakers with integral overcurrent protection in the KV design respond only to residual currents with a duration of more than a half-period of the mains frequency. In contrast to instantaneous breakers, they are significantly less sensitive to brief impulse-like residual currents and facilitate problem-free operation, even when lightning or switching overvoltage in the system causes capacitive surge residual currents or insulation flashovers with a secondary current up to the zero point of the mains voltage. They therefore meet the requirements for lightning-resistant RCBOs as per Austrian standard ÖVE E 8601. The tripping times set out in national and international design regulations for instantaneous RCBOs are also observed by the KV design devices. In principle, therefore, they may be used instead of a standard breaker.

#### Features

tripping not dependent on mains and auxiliary voltage, sensitive to AC residual currents and pulsating DC residual currents (type A), compact design for all rated currents, high short-circuit resistance, green/red switching position indicator, residual current tripping indicator, Strain-relief clamps with protection against wires being lodged behind them and wide terminal cross-section range for rail and line wiring on both connection sides, Use of conventional wiring rails possible, Neutral conductor right, tri-stable snap-in slider for easy mounting and removal, high electromagnetic compatibility (immunity to interference for industrial applications)

#### Mounting

quick fastening to mounting rail, any installation position, supply as desired

#### Applications

Protection of circuits in residential and purpose-built buildings as well as industrial facilities with TN-S, TT and TN-C-S networks. In IT networks, the RCCB/MCBs can be set to switch off in the event of a second earth fault, Not permitted for use in systems with TN-C networks; not permitted for protecting circuits in which the power electronics equipment may cause smooth DC residual currents or residual currents with frequencies not equal to 50/60 Hz.

#### Accessories

auxiliary switches DHi, wiring components RCCB and MCB busbars 2-pole, wiring components RCCB and MCB busbars 4-pole, operating current trip FAM, auxiliary switches Hi, restart locks RH-SPE

#### Technical Data

Technical Data	DRCBO 3 B32/0,03/1N-A KV
Series	DRCBO 3
Number of poles	1+N
Residual current type	A

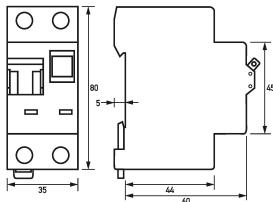
Subject to technical changes

Technical Data	DRCBO 3 B32/0,03/1N-A KV
Rated current (AC)	32 A
Rated residual current I $\Delta$ n	0.03 A
Short-time delayed	true
Selective	false
min. Operating voltage range of test circuit	196 V
max. Operating voltage range of test circuit	253 V
Non-trip time	10 ms
Tripping characteristic	B
	<b>load circuit</b>
Specification	load disconnect contact
Rated voltage (AC)	230 V
Rated current (AC)	32 A
Rated short-circuit current	10 kA
Surge current strength	3 kA
max. Total rated switching capacity	10 kA
Rated insulation voltage	440 V
Rated impulse withstand voltage	4 kV
Rated frequency	50 Hz
Current heat loss per current path	3.1 W
Back-up fuse type	gG
Overvoltage class	III
	<b>screw-type terminal top, bottom (load circuit)</b>
Neutral conductor position	right
Connection C1 Maximum number of conductors per terminal	2 (conductors of same type and cross-section)
Cross section solid	1-wire: 1 mm <sup>2</sup> ... 25 mm <sup>2</sup>
Connecting capacity flexible	1-wire: 1 mm <sup>2</sup> ... 16 mm <sup>2</sup>
Cross section stranded	1-wire: 1 mm <sup>2</sup> ... 16 mm <sup>2</sup>
Tightening torque	2 Nm ... 2.4 Nm
	<b>General data</b>
Mechanical endurance	min. 10000 switching cycles
Electrical endurance	min. 4000 switching cycles
Storage temperature	-35 °C ... 60 °C
Ambient temperature	-25 °C ... 40 °C
Climate resistance	According to IEC 68-2 (25–55°C / 90–95% RH)
Housing type	distribution board housing
Installation type	Mounting rail (35 mm)
Housing material	thermoplastic
Protection class	IP20 (installed: IP40)
Width	35 mm
Height	80 mm
Depth	74 mm
Installation depth	68 mm
Module widths	2
Weight	0.225 kg
Design requirements/Standards	EN 61009-1, EN 61009-2-1, ÖVE/ÖNORM E 8601

Subject to technical changes

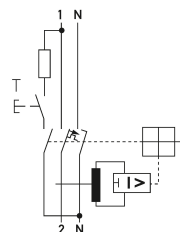
Technical Data	DRCBO 3 B32/0,03/1N-A KV
Power limitation category	3
Degree of pollution	2

**Dimensions**



*Dimensional drawing Group view*

**Wiring example**



*Wiring diagram*