


**DATA SHEET**  
**wiring components**  
**GM.4.56.100/10**  
**1000 mm, cut-to-length**  
**Article number 09920314**



**Function**

Wiring materials are components for the wiring of residual current circuit-breakers, residual current operated and miniature circuit-breakers and Do switch-disconnectors in industrial, commercial and privately used electrical distribution units. They considerably reduce the installation work and are available in a wide range of versions in multiple-pole design with various conductor cross-sections. The busbars of this series can be cut to length and are designed for the supply-side connection of residual current circuit-breakers (RCCBs) DFS 2 or DFS 4, miniature circuit-breakers (MCBs) and residual current operated circuit-breaker with integral overcurrent protection (RCBOs) on the bottom side of the devices. The bars with furcated cable lug are available in a wide range of variants in one to four-pole design (some also with space for auxiliary switches) and provide time-saving and user-friendly processing options. End caps from the 'EK' series allow the covering of open ends of bars that have been cut to length. Unused connections can be covered by the EV-S BS protective cover.

**Features**

can be used in connection with residual current circuit-breakers, miniature circuit-breakers and residual current operated circuit-breakers with integral overcurrent protection, wide range of variants, saves a lot of time during wiring, entire length approx. 1000 mm, can be cut to length, insulation of the open ends using optional "EK" end caps is recommended

**Mounting**

The rails are inserted in the upper or lower terminals of the devices to be connected.

**Applications**

Busbars from this series are used in connection with RCCBs, MCBs and RCBOs in power supplies to residential and purpose-built buildings as well as to industrial facilities.

**Notes**

The EV-S G ANL (N left) or EV-S G ANR (N right) connection bars must be used when supplying power to miniature circuit-breakers from above in combination with Doepke residual current circuit-breakers.

**Accessories**

input terminals AS, Feed-in terminal blocks ES, end caps EK, protective cover caps

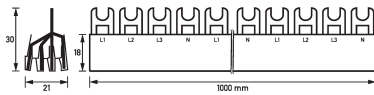
**Technical Data**

Technical Data	GM.4.56.100/10
Series	GM.4.56.100/10
suitable for model range	DLS 6, DFS 4, FIB Type A, 3+N-pole, FIC Type A, 3+N-pole
Phase arrangement	L1, L2, L3, N
Number of connectable devices	56
Number of Phases	3
Specification connection	fork
Rail cross-section	10 mm <sup>2</sup>
Modular dimension, rail	17.8 mm
Dielectric constant	4
Creep resistance	600
Rated voltage (AC)	500 V
Rated current (AC)	63 A

Subject to technical changes

Technical Data	GM.4.56.100/10
Conditional rated short-circuit current $I_q$	15 kA
Rated short-circuit current	12.5 kA
Rated impulse withstand voltage	4.5 kV
<b>General data</b>	
Bar material	E-CU F25
Insulated	true
Insulating material	Ultramid® A3K (or equivalent)
Colour insulating material	light grey
Height	21 mm
Depth	30 mm
Module widths	56
Length	1000 mm
Weight	0.596 kg
Design requirements/Standards	EN 60664-1

**Dimensions**



Dimensional drawing Group view

**Diagrams**

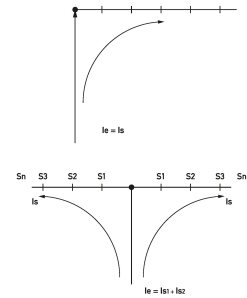


Diagram Power distribution