


DATA SHEET  
wiring components  
GM.3.54.100/10/N  
1000 mm, cut-to-length  
Article number 09920310



symbolic image

Function

Wiring materials are components for the wiring of residual current circuit-breakers, residual current operated and miniature circuit-breakers and Do switch-disconnectors in industrial, commercial and privately used electrical distribution units. They considerably reduce the installation work and are available in a wide range of versions in multiple-pole design with various conductor cross-sections. The busbars of this series can be cut to length and are designed for the supply-side connection of residual current circuit-breakers (RCCBs) DFS 2 or DFS 4, miniature circuit-breakers (MCBs) and residual current operated circuit-breaker with integral overcurrent protection (RCBOs) on the bottom side of the devices. The bars with furcated cable lug are available in a wide range of variants in one to four-pole design (some also with space for auxiliary switches) and provide time-saving and user-friendly processing options. End caps from the 'EK' series allow the covering of open ends of bars that have been cut to length. Unused connections can be covered by the EV-S BS protective cover.

Features

can be used in connection with residual current circuit-breakers, miniature circuit-breakers and residual current operated circuit-breakers with integral overcurrent protection , wide range of variants , saves a lot of time during wiring , entire length approx. 1000 mm, can be cut to length, insulation of the open ends using optional "EK" end caps is recommended

Mounting

The rails are inserted in the upper or lower terminals of the devices to be connected.

Applications

Busbars from this series are used in connection with RCCBs, MCBs and RCBOs in power supplies to residential and purpose-built buildings as well as to industrial facilities.

Notes

The EV-S G ANL (N left) or EV-S G ANR (N right) connection bars must be used when supplying power to miniature circuit-breakers from above in combination with Doepke residual current circuit-breakers.

Accessories

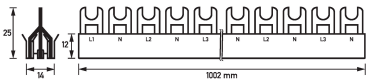
input terminals AS, feed-in terminal blocks ES, end caps EK, protective cover caps

Technical Data

Technical Data	GM.3.54.100/10/N
Series	GM.3.54.100/10/N
suitable for model range	DLS 6, DFS 2, DRCBO 3
Phase arrangement	L1+N, L2+N, L3+N
Number of connectable devices	27
Number of Phases	3
Specification connection	fork
Rail cross-section	10 mm <sup>2</sup>
Modular dimension, rail	17.8 mm
Dielectric constant	4
Creep resistance	600
Rated voltage (AC)	500 V
Rated current (AC)	63 A

Technical Data		GM.3.54.100/10/N
Conditional rated short-circuit current Iq		15 kA
Rated short-circuit current		12.5 kA
Rated impulse withstand voltage		4.5 kV
		General data
Bar material		E-CU F25
Insulated		true
Insulating material		Ultramid® A3K (or equivalent)
Colour insulating material		light grey
Height		14 mm
Depth		25 mm
Module widths		54
Length		965 mm
Weight		0.558 kg
Design requirements/Standards		EN 60664-1

Dimensions



Dimensional drawing Group view

Diagrams

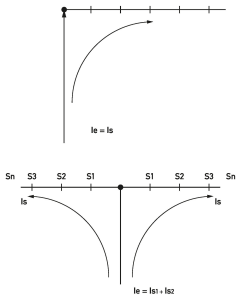


Diagram Power distribution