


DATA SHEET
wiring components
BG4.5.10



For RCCB/MCB combinations DRCBO 4 type B and B+
Article number 09920153

symbolic image

Function

Wiring materials are components for the wiring of residual current circuit-breakers, residual current operated and miniature circuit-breakers and Do switch-disconnectors in industrial, commercial and privately used electrical distribution units. They considerably reduce the installation work and are available in a wide range of versions in multiple-pole design with various conductor cross-sections. The cut-to-length busbars of the Eurovario system lend themselves to the supply-side connection of residual current circuit-breakers with integral overcurrent protection combinations DRCBO 4 B+ and B on the underside of the device. The rails have a fork design and are available with two and four poles. The EV-S BS contact protector does not cover connections used.

Features

Eurovario system phase bar in forked design with a fixed number of module widths, these rails are not suitable for cutting to length

Mounting

The rails are inserted in the lower terminals of the devices to be connected.

Applications

Busbars from this series are used for residual current circuit-breakers with overcurrent protection (RCCB/MCB combination) of the series DRCBO 4 type B and B+ in power supplies to residential and purpose-built buildings as well as to industrial facilities.

Notes

Protective cover only when using "EV-S BS" protective caps for connections that are not used. Higher current can be supplied in the case of joint central supply. Maximum supply current $I_e > \text{rail current } I_s$. See diagram.

Accessories

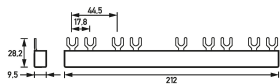
input terminals AS, Feed-in terminal blocks ES, protective cover caps

Technical Data

Technical Data	BG4.5.10
Series	BG4
suitable for model range	DRCBO 4 Type B/B+
Phase arrangement	L1, N, L2, N (L3), N, L1, N, L2, N
Number of connectable devices	5
Number of Phases	3
Specification connection	fork
Rail cross-section	10 mm ²
Modular dimension, rail	17.8 mm
Over voltage category	III
Rated voltage (AC)	480 V
Rated current (AC)	63 A
Rated short-circuit current	15 kA
Rated impulse withstand voltage	4.5 kV
	General data
Bar material	Kupfer
Insulated	true
Height	9.5 mm

Technical Data		BG4.5.10
Depth		28.2 mm
Module widths		12
Length		212 mm
Weight		0.08 kg
Design requirements/Standards		EN 60947-1:2007, IEC 60947-1:2007

Dimensions



Dimensional drawing Group view

Diagrams

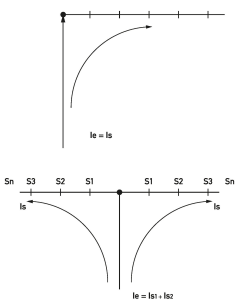


Diagram Power distribution