




DATA SHEET

residual current circuit-breaker

DRCCB 5 STR 025-2/0,03-A

sensitive to pulsating and alternating currents Type A, short-time delayed, with self-test and restart

Article number 09421503



Function

Residual current circuit-breakers (RCCBs) are components for implementing protective measure "Automatic disconnection of the power supply" as per VDE 0100 part 410 or corresponding international installation regulations. Series DRCCB 5 devices are compact two or four-pole residual current circuit-breakers with self-test function. Type A residual current circuit-breakers are sensitive to pulsating and alternating currents. This function is independent of the mains voltage. DRCCB 5 in Selftest Restart design provide automatic reclosing after tripping and an uninterruptible, automatic and regular function test of the residual current circuit-breaker. The power supply is integrated in the device and does not require additional units via the supply lines from above on the residual current circuit-breaker. The automatic function can be switched on and off by a slider button.

Features

monthly self-test, automatic insulation testing before the restart attempt, no restart attempted if a fault is detected, signalling the operating status by LEDs, configurable auxiliary contact

Mounting

quick fastening to mounting rail, any installation position, supply from top

Applications

The devices can be used anywhere where electrical systems must not be shut down or are difficult to access. These may be, for example, IT and telecommunications systems, agricultural facilities, small wind power stations or sewage treatment plants, Using an optional Modbus interface module, the switching status of the RCCB can be transmitted for remote monitoring.

Accessories

interfaces DRCCB 5 CM RS-485/Modbus

Technical Data

Technical Data	DRCCB 5 STR 025-2/0,03-A
Series	DRCCB 5
Number of poles	2
Residual current type	A
Rated current (AC)	25 A
Rated residual current IΔn	0.03 A
Short-time delayed	true
Selective	false
min. Operating voltage range of test circuit	196 V
max. Operating voltage range of test circuit	253 V
	Auxiliary device Selftest
suitable for network configuration	TT, TN
max. selftest duration	7 s
min. earthing resistance for reclosure release (Rd)	16 kOhm

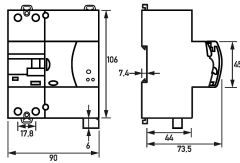
Subject to technical changes

Technical Data	DRCCB 5 STR 025-2/0,03-A
max. earthing resistance for reclosure blocking (Rdo)	8 kOhm
	Auxiliary device Restart
Specification drive mechanism	Motor drive
Number of automatic switch-on attempts	3
time slot for reclosing attempts	60 s
max. reclosing duration	10 s
Remote release	false
Current consumption (AC)	0.017 A ... 0.178 A
	auxiliary device (Self-test, automatic reclosing and auxiliary switch)
	load circuit
Specification	load disconnect contact
Rated voltage (AC)	230 V
Rated current (AC)	25 A
Rated short-circuit current	10 kA
Surge current strength	3 kA
max. Total rated switching capacity	630 A
Rated insulation voltage	500 V
Rated impulse withstand voltage	4 kV
Rated frequency	50 Hz
Current heat loss per current path	1.1 W
Thermal Backup-fuse OCPD	25 A
Short-circuit backup-fuse SCPD	63 A
Back-up fuse type	gL
	auxiliary switches
Specification	semiconductor
Contact properties	configurable as NO, NC, NC with impulse
Rated voltage (AC)	5 V ... 230 V
Rated voltage (DC)	5 V ... 230 V
Rated current (AC)	0.001 A ... 0.1 A
Rated current (DC)	0.001 A ... 0.1 A
Rated frequency	50 Hz
Allowed utilization category	AC-12
	screw-type terminal top and bottom (load circuit)
Neutral conductor position	right
Cross section solid	1-wire: max. 35 mm ²
Connecting capacity flexible	1-wire: max. 35 mm ²
Tightening torque	max. 2 Nm
	screw-type terminal bottom (auxiliary switches)
Clamping area	max. 2.5 mm ²
Tightening torque	max. 0.4 Nm
	General data
Mechanical endurance	min. 4,000 switching cycles
Ambient temperature	-25 °C ... 60 °C
Climate resistance	55 °C - RH 95 %
Housing type	distribution board housing
Installation type	Mounting rail (35 mm)
Protection class	IP20 (installed: IP40)

Subject to technical changes

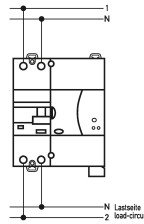
Technical Data	DRCCB 5 STR 025-2/0,03-A
Width	90 mm
Height	106 mm
Depth	73.5 mm
Installation depth	66.1 mm
Module widths	5
Weight	0.693 kg
Design requirements/Standards	EN 50557, DIN EN 61008-1

Dimensions



Dimensional drawing Group view

Wiring example



Wiring diagram